

Remote Learning Plan

May 4-May 22

Third Grade, Floyd Elementary

Hello students!

If you are not able to access Google Classroom or the links below, please let us know. You can reach out to us with any questions. You can email your teacher ballardk@floyd.k12.va.us, davisj@floyd.k12.va.us, or helmsm@floyd.k12.va.us. Each of us will continue to be checking in with you weekly. Let us know how we can help you!

~Third Grade Teachers

Google Classroom- Click on the class and then click on Classwork at the top. Scroll down to find the activities you need to complete.

Choice Boards: *Click the choice board you need below*

[*Reading Choice Board*](#)

[*Money Choice Board*](#)

[*Fraction Choice Board*](#)

[*Time/Multiplication/Division Choice Board*](#)

Brainpop Jr./Brainpop: Username: floydel password:1234

Chromebook login: click on your name password is fcpslunch#

IXL login: firstnamelastname29 password: fcpslunch#

[*Epic!*](#) *Use class code found on Google Classroom*

[*Boom Cards*](#) *Use class password Google Classroom*

Week of May 4-8

English	Math
1) Complete IXL Diagnostic (work for about 20 minutes once a week on this) 2) Choose one activity from the Reading Choice Board each day. *choice boards links are on page 1* 3) READ!	1) Complete IXL Diagnostic (work for about 20 minutes once a week on this) 2) Watch Money videos (Google Classroom) 3) Choose one activity from the Money Choice Board each day. *choice boards links are on page 1*

Week of May 11-15

English	Math
<p>1) Complete IXL Diagnostic (work for about 20 minutes once a week on this)</p> <p>2) Choose one activity from the Reading Choice Board each day. *choice boards links are on page 1*</p> <p>3) READ!</p>	<p>1) Complete 2 recommended IXLs from Diagnostic Section</p> <p>2) Watch Fraction Videos (Google Classroom)</p> <p>3) Choose one activity from the Fraction Choice Board each day *choice boards links are on page 1*</p>

Week of May 18-22

English	Math
<p>1) Complete IXL Diagnostic (work for about 20 minutes once a week on this)</p> <p>2) Choose one activity from the Reading Choice Board each day. *choice boards links are on page 1*</p> <p>3) READ!</p> <p>4). Go to Scholastic Learn at Home and choose something to read, watch, or do. https://classroommagazines.scholastic.com/support/learnathome.html **This link is also on your Google Classroom.</p>	<p>1) Complete 2 recommended IXLs from Diagnostic Section</p> <p>2) Choose one activity from Time/Multiplication/Division Choice Board each day. *choice boards links are on page 1*</p> <p>**You may keep working on any activities in Google Classroom and IXL.</p>

Choice Board

Choose 1 activity to complete each day.

Put the date in the box when you complete the activity. Submit this at the end of the week.

<p>IXL Skill: T (Time) 1-5 and 12-14</p> <p>Date: _____</p>	<p>Google Classroom Multiplication Activity</p> <p>Date: _____</p>	<p>BOOM cards (link to this is on Google Classroom)</p> <p>Date: _____</p>	<p>Google Classroom Time Activity</p> <p>Date: _____</p>
<p>IXL Skill: Multiplication E (Understanding) All 1-8 F (Skill Builders) 1-3, 6, and 11</p> <p>Date: _____</p>	<p>IXL Skill: Division I (Understanding) 1-5 J (Skill Builders) 1, 2, 5, and 10</p> <p>Date: _____</p>	<p>Google Classroom Activity: Division</p> <p>Date: _____</p>	<p>Google Classroom Elapsed Time</p> <p>Date: _____</p>
<p>IXL Skill: Multiplication G (Fluency) 1-4 and 9 H (word Problems) 1, 6, 7, and 9</p> <p>Date: _____</p>	<p>IXL Skill: Division K (Fluency) 1-3 L (Word Problems) 5</p> <p>Date: _____</p>	<p>What's The Time Find 3 - 5 activities that are important to you and write down the time each one happened. (Slide 2)</p> <p>Date: _____</p>	<p>Create a Clock! Design and color a clock you would love to have at your house!</p> <p>Date: _____</p>

What's the time?

Find 3 - 5 activities that are important to you and write down the time each one happened.

1.

2.

3.

4.

5.

Money Choice Board

Choose 1 activity to complete each day.

Put the date in the box when you complete the activity. Submit this at the end of the week.

<p>IXL Skill: S Money (1-2,4-6, and 9)</p> <p>Date: _____</p>	<p>Google Classroom Activity</p> <p>Date: _____</p>	<p>BOOM cards</p> <p>(link to this is on Google Classroom)</p> <p>Date: _____</p>
<p>Counting Money: (slide 2)</p> <p>Date: _____</p>	<p>Solve for change (slide 5) Use a separate piece to show your work!</p> <p>Date: _____</p>	<p>Money Spelling (slides 6 and 7)</p> <p>Slide 6 shows what each letter is worth. Total the letters to get the value of words.</p> <p>Date: _____</p>
<p>Grocery Store (Slides 3 and 4)</p> <p>Food Lion Flyer on Google Classroom under Money.</p> <p>Date: _____</p>	<p>Create your own coin.</p> <p>Draw the <u>head's</u> and <u>tail's</u> side for your new coin. Include it's value and date of creation.</p> <p>Date: _____</p>	<p>FREE CHOICE (slide 8)</p> <p>Create your own activity involving money.</p> <p>Date: _____</p>

Counting Coins

Gather a pile of money from around your house and answer the following questions.

How much do you have in pennies?

How much do you have in nickels?

How much do you have in dimes?

How much do you have in quarters?

How much do you have altogether?

Grocery Store

Directions: Select items to use for a meal. You need to have at least 1 vegetable, 1 fruit, 1 meat, 1 drink and 1 dessert. List what you would use from the Food Lion Flyer in Google Classroom under Money.

Meal One:

How much did your meal cost?

Grocery Store

Meal Two:

How much did your meal cost?

How much would both meals cost together?

What is the difference between the two meals?

Solving for Change

\$4.00

- \$2.64

\$3.45

- \$0.97

\$2.62

- \$1.57

\$3.38

- \$3.01

\$1.47

- \$0.96

\$5.00

- \$1.48

\$4.87

- \$2.50

\$3.00

- \$2.64



























\$2.75

- \$1.86

\$4.41

- \$2.59

money spelling

A 	B 	C 	D 	E 	F 
G 	H 	I 	J 	K 	L 
M 	N 	O 	P 	Q 	R 
S 	T 	U 	V 	W 	X 
Y 	Z 	DRAW OR STAMP THE COINS FOR THE LETTERS IN YOUR WORD.			
COUNT YOUR COINS.					

Free Choice!

Directions: Tell me in a few sentences what activity you created or did involving money!

Money Spelling: Slide 6 shows what each letter is worth. Total the letters to get the value of words. Do not forget your dollar symbol!

How much is your first name worth?

How much is your last name worth?

What word can you find that is worth the greatest amount?

What word can you find that is worth the smallest amount?

How much is your birth month worth?

How much is your age worth?

How much is your street worth?

Fractions Choice Board

Choose 1 activity to complete each day.

Put the date in the box when you complete the activity. Submit this at the end of the week.

<p>IXL Skill: W Understanding Fractions (all)</p> <p>Date: _____</p>	<p>Fraction Hunt (slides 3 and 4): Explore around your house and see what fractions you can find.</p> <p>Date: _____</p>	<p>Origami Fractions (slide 6)</p> <p>Date: _____</p>
<p>Google Classroom Fraction Activity</p> <p>Date: _____</p>	<p>Chalk Fractions: create fractions using chalk (or paper). Draw and write the fractions.</p> <p>Date: _____</p>	<p>Bookmark Fractions: cut a piece of paper, fold it into sections (you choose how many), and color or draw on it!</p> <p>Date: _____</p>
<p>Cook or bake (answer questions on slide 2)</p> <p>Date: _____</p>	<p>Family Fractions (slide 5)</p> <p>Date: _____</p>	<p>Name Fractions (slide 7)</p> <p>Date: _____</p>

Cooking/Baking Activity

What did you make?

What fractions did you notice in the recipe?

Were there any ingredients you needed to double?

What was the greatest fraction you used for your recipe?

What was the smallest fraction you used for your recipe?

Take a picture of what you made and share it with your teacher in an email

Fraction Hunt: What fractions can you find around your house? (use toys, coins, legos, fruit, anything!)

Example: I have 4 cars. $\frac{1}{4}$ of them are blue and $\frac{3}{4}$ of them are yellow.

1.

2.

3.

4.

5.

Fraction Hunt: what fractions can you find around your house?

Example: I have 4 cars. $\frac{1}{4}$ of them are blue and $\frac{3}{4}$ of them are yellow.

6.

7.

8.

9.

10.

Family Fractions (anyone who lives with you)

What fraction of your family are girls?

What fraction of your family are boys?

What fraction of your family are adults?

What fraction of your family are children?

Looking at your pets, what fraction are cats, dogs, fish, or any other animal?

What fraction can you create about your family?

Origami Fractions

Choose either the origami frog or whale directions below to create your fraction friend!

Frog:

https://www.scholastic.com/content/dam/teachers/lesson-plans/migrated-files-in-body/products_instructor_images_frog_repro.pdf

Whale: https://www.scholastic.com/content/dam/teachers/lesson-plans/migrated-files-in-body/products_instructor_images_whale_repro.pdf

Which one did you choose?

Name Fractions

First name:

How many consonants does your first name have?

How many vowels does your first name have?

Last name:

How many consonants does your last name have?

How many vowels does your last name have?

First and Last name:

How many consonants does your first and last name have?

How many vowels does your first and last name have?

Reading Choice Board

<p>Slime Attack! Beat the Slime Monster by taking on the challenge in the Escape Room on BOOM CARDS! (Link on slide 8)</p>	<p>Write a letter to next year's teacher sharing about who you are and things you like to do. Remember to edit! (Slide 6 and 7)</p>	<p>Solve the mystery of the worm blaster by completing the Worm Blaster Escape Room in BOOM CARDS! (Link on slide 8)</p>	<p>Practice reading directions by beating the Time Monster Escape Room in BOOM CARDS! (Link on slide 8)</p>	<p>Get caught up on Mrs. Kile's read alouds!</p> <p>If all caught up, read to someone at home.</p>
<p>Go to EPIC! and choose a nonfiction book to read to all the way to the end! (slide 2)</p>	<p>Choose a book. Read one page silently and then one page out loud. Do this until you finish the book.</p>	<p>Continue working on the activities in your Google Classroom!</p>	<p>Free Choice Reading Activity (Slide 5)</p>	<p>Go to EPIC! and choose a graphic novel or comic to read until it is finished!</p>
<p>Take your favorite book and create a new cover! Make sure you include title and author.</p>	<p>Go to EPIC! and choose a fiction book to read all the way to the end! (slide 3)</p>	<p>Write a letter to someone and mail it. Make sure you read over and edit before sending.</p>	<p>Reread one of your favorite books to a family member or pet.</p>	<p>Create your own acrostic poem (slide 4). Example: Cuddly Asleep on my lap Tummy rub</p>

Nonfiction Book Questions

Title:

1. What did you learn about?
2. Is there anything else you would like to know about the topic?
3. What was the main idea? What are 3 supporting details about the main idea.
4. Was there anything that you thought was interesting?
5. Why do you think the author wrote this book? How do you know?

Fiction Book Questions

Title:

1. Who was the main character in the book?
2. Was there a problem? What was it? What was the solution to the problem?
3. What was the setting?
4. Who was your favorite character? Why?
5. Did you like the book? Would you recommend this to a friend? Why or Why not?

Acrostic Poem

Free Choice Activity

What did you do for your free choice?

Letter to Next Year's Teacher

Boom Cards Link

<https://wow.boomlearning.com/signin/student?req=login>